









**GREENWOOD PUBLIC SCHOOL, ADITYAPURAM**  
**OUR MOTTO - DEVELOPMENT WITH DELIGHT**  
**SYLLABUS FOR THE MONTH OF SEPTEMBER / OCTOBER 2017-18**



**CLASS-NURSERY**

<u>SUBJECTS</u>	<u>TOPICS</u>	<u>ACTIVITY+USE OF ICT</u>	<u>PARENTS INVOLVEMENT</u>
<u>English</u>	<b>English Recognition: A-Q</b> <b>Written: A,B,C,D,G,J</b> <b>Oral: Cobbler Cobbler , After a bath</b> 	PPT on letters A-L Rhymes on extra marks	Help your child in learning rhymes and words like apple , ball , cat.....
<u>Hindi</u>	<b>Hindi Recognition: v ls ,s</b> <b>Written: v{kj b ] bZ ] m ] m</b> <b>Oral (dfork,sa) : vPNs cPps l,kjh !</b> 	<b>Extra marks</b> o.kZekyk (v ls m) dfork,sa	dfork,sa ;kn djok,Wa ] rFkk Lojksa dh igpku djok,W!
<u>Maths</u>	<b>Maths Recognition:1-10</b> <b>Written:5,6,7,8,9,10</b> <b>Oral: Counting 1-20</b>	<b>Extra marks</b> Counting 1-15	Help your child in recognizing The digits
<u>G.K.</u>	Fruits Name, Vegetables Name, Colours Name, Animals name-Cat, Dog , Cow , Lion , Tiger. <b>Body Parts – Eyes ,Nose , Hands , Legs.</b> 	PPT on fruits vegetables and colours. 	Take your child to the market and help him/her recognize fruits , vegetables and their colours
<u>Drawing</u>	Pg. No. 6-7 	.....	.....
<u>V.E.</u>	Always speak the truth	.....	Encourage your child to speak the truth
<u>Music / Dance</u>	Folk song , Basic Alankar in Shudh Sur – sa , re , ga ..... Folk Dance	song	Motivate your child to sing
<u>Language Development</u>	<b>Action Words -</b> Sit ,Stand , Laugh, Cry , Throw, Sleep.	.....	Use these words with your child at home.



**ENGLISH CONVERSATION**

<b>Q.1 What is your Name?</b> Ans. My Name is..... <b>Q.2 In which class do you study?</b> Ans. I study in Nursery class. 	<b>Q.3 How old are you?</b> Ans. I am three years old. <b>Q.4 Where do you live ?</b> Ans. I live in Gwalior
<b>Hindi Conversation:-</b> <b>iz-1 vkidk uke D;k gSa\</b> <b>m- esjk uke ..... gSa!</b>	<b>iz-2 vki dkSu lh d{kk esa i&lt;rsa gSa\</b> <b>m- eSa ulZjh d{kk esa i&lt;rk@ i&lt;rh gwW !</b>

iz-3 vki fdl 'kgj esa jgrs gSa\  
m- eSa Xokfy;j esa jgrk @ jgrh gwj!

iz-4 vki fdrus o"kZ ds gks \  
m- eSa rhu o"kZ dk @ dh gwW !

### ACTIVITY PLANNER

<u>Work Education</u>	Shapes (with paper)	<u>Eco-club Activity</u>	Plantation 
<u>Literacy and Creative Health and Wellness</u>	English recitation Importance of Pulses	<u>Performing Arts</u>	Festival Song
		<u>Visit</u>	Zoo 

### GUIDELINES FOR PARENTS TO HELP YOUR CHILD IN THEIR HOMEWORK

- 1. Know the teachers — and what they're looking for.** Attend school events, such as parent-teacher conferences, to meet your child's teachers. Ask about their homework policies and how you should be involved.
- 2. Set up a homework-friendly area.** Make sure kids have a well-lit place to complete homework. Keep supplies — paper, pencils, glue, scissors — within reach.
- 3. Schedule a regular study time.** Some kids work best in the afternoon, following a snack and play period; others may prefer to wait until after dinner.
- 4. Help them make a plan.** On heavy homework nights or when there's an especially hefty assignment to tackle, encourage your child break up the work into manageable chunks. Create a work schedule for the night if necessary — and take time for a 15-minute break every hour, if possible.
- 5. Keep distractions to a minimum.** This means no TV, loud music, or phone calls. (Occasionally, though, a phone call to a classmate about an assignment can be helpful.)
- 6. Make sure kids do their own work.** They won't learn if they don't think for themselves and make their own mistakes. Parents can make suggestions and help with directions. But it's a kid's job to do the learning.
- 7. Be a motivator and monitor.** Ask about assignments, quizzes, and tests. Give encouragement, check completed homework, and make yourself available for questions and concerns.
- 8. Set a good example.** Do your kids ever see you diligently balancing your budget or reading a book? Kids are more likely to follow their parents' examples than their advice.
- 9. Praise their work and efforts.** Post an aced test or art project on the refrigerator. Mention academic achievements to relatives.

10. **If there are continuing problems with homework, get help.** Talk about it with your child's teacher. Some kids have trouble seeing the board and may need glasses; others might need an evaluation for a learning problem or attention disorder.